


EDITION / VERSİYON
07/2010

WINDOW AND DOOR
PENCERE VE KAPI
SYSTEM 47C
SİSTEM 47C





TECHNICAL INFORMATIONS / TEKNİK AÇIKLAMALAR

System Properties / Sistem Özellikleri

Modern Design / Modern Dizayn
Wall Thickness / Et Kalınlığı : 1.5 mm
Vent Height / Kanat Geniřliđi : 47 mm
Isolation Bar / Isı Bariyeri : 55 mm
Safety Drainage System / Güvenilir Tahliye Sistemi
EPDM Gaskets / EPDM Fitol
Glazing From 4 mm to 24 mm
Cam Kullanımı 4 mm' den 24 mm

Code Logic / Kod Mantığı

47C 101 00
Factory Standard
Fabrika Standardı
Group / Grup
Title / Seri

Titles / Seriler

47C - System Name / Sistem Adı
07 - Alternative Adaptors / Alternatif Adaptörler
08 - Glazing Beads / Cam Çıtası
09 - Extruded Corner Joints / Pres Köře Takozu

Groups / Gruplar

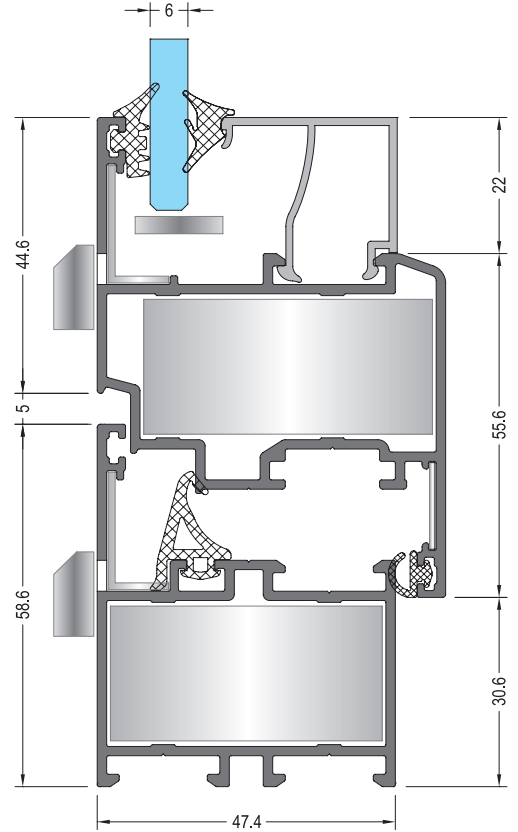

101, 102,... - Frames / Kasalar
201, 251,... - Vents / Kanatlar
301, 302,... - Mullions / Orta Kayıtlar
401, 402,... - Kick Plates and Adaptors
Etek ve Adaptörleri
801, 802,... - Glazing Beads / Adaptörler

Alloy / Alařım

The alloys of the aluminium profiles are 6060 and 6063 (AlMgSi 0,5 - F22) based on EN 12020-2 / 755-9 standards
Alüminyum profil alařımları 6060 ve 6063 (AlMgSi 0,5 - F22)
EN 12020-2 / 755-9 standartlarına uygundur.

Window & Door Opportunities

Pencere ve Kapi Seçenekleri



Euro Groove Section 1
Standart Avrupa Kanal 1

All drawings are not scaled.
Tüm çizimler ölçeksizdir.

Lorenzoline
aluminium profile system

